

# Inspiration for beautiful homes



# Design a home with personality

**Traditional and timeless.  
Sleek and strong.**

If you're looking for a versatile, low maintenance weatherboard with a natural and beautiful texture, look no further than James Hardie® fibre cement cladding.

It's the facade of choice for builders, architects and homeowners alike, protecting and beautifying millions of homes worldwide.

**Get inspired**

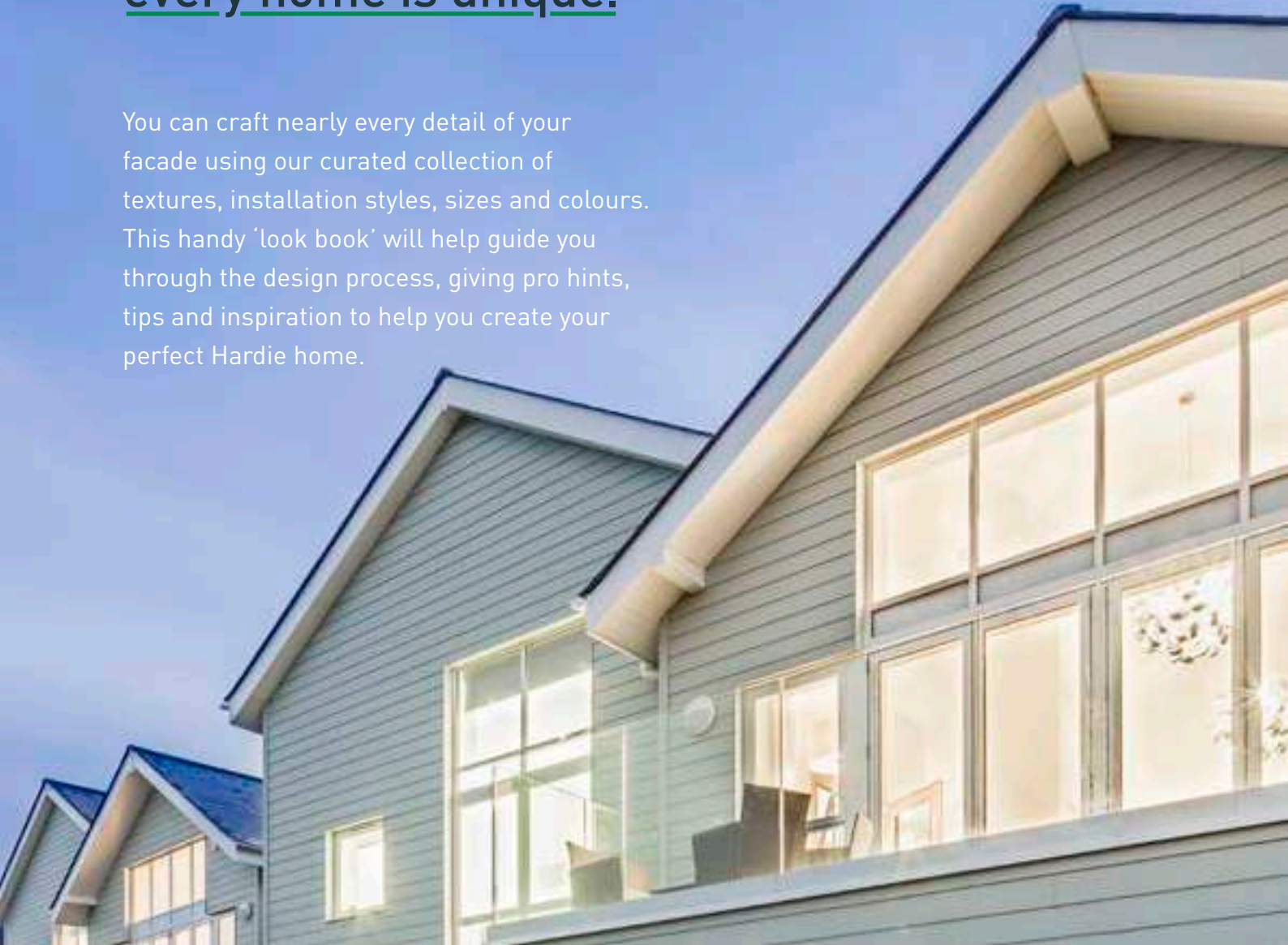
[www.jameshardie.co.uk/inspiration](http://www.jameshardie.co.uk/inspiration)





# Every person is different, every home is unique.

You can craft nearly every detail of your facade using our curated collection of textures, installation styles, sizes and colours. This handy 'look book' will help guide you through the design process, giving pro hints, tips and inspiration to help you create your perfect Hardie home.



## IDEAS WITH COLOUR

### Setting the tone



#### Creating excitement with warm colours

Warm colours evoke excitement. When juxtaposed with their cooler counterparts, warm colours appear larger, more prominent and easier to view. On this home HardiePanel® cladding in Traditional Red is combined with Boothbay Blue HardiePlank® weatherboard.

#### Creating a modern look with cool colours

As much as colour can add to a house, sometimes it looks best not to use any at all. Don't be afraid to have an all-white facade. White reflects light and will actually appear to vary in tone throughout the day.



## THE LOOK

# Elegant and subtle

While home design trends come and go, there's a current that runs through all timeless facades. Classic, understated elegance is created by the use of subtle colours and time honoured styles, such as lap horizontal cladding.



## New England style

New England style architecture is bang on trend right now. Mix a full wrap pastel accented with Arctic White chunky fibre cement trims to re-create the look. This riverside home along the Thames never fails to impress in Light Mist HardiePlank® cladding.



## Using calming colours

The pastels are especially powerful for creating calm in urban settings. Exude classic elegance and create a calming sanctuary using colours such as Soft Green, Light Mist, Boothbay Blue and Pearl Grey.

## Complement your environment

Mirroring your surroundings is a perfect way to make a property truly belong. To create an elegant facade in rural settings, look to use colours from the environment. In urban locations, take inspiration from local architecture too.





## Outdoor living in style

Perfect to complement a natural setting, here this bespoke garden room looks right at home nestled amongst the trees at this Cambridgeshire residence.



**THE LOOK**  
Elegant and subtle

## Room with a view

Here we see a stunning waterside home, fully in-keeping with the landscape in Boothbay Blue HardiePlank® weatherboard.

## THE LOOK

### Bold and brave

Our exclusive ColourPlus™ Technology paint comes in a range of stunning hues, from rich browns and vibrant reds to deep greens and monochrome shades. To make a dramatic design statement, go dark or go bright!



## Optical illusions

A house can look smaller using strong contrast in colours or using light and dark colours together. This is not always a bad thing and can actually enhance the design.

If you like deeper colours and don't want your house to look smaller, avoid using a white trim; instead use a mid-tone-colour trim to make the main colour look brighter.



## Achieving contrast

Using black or grey creates a confident look that can be mixed with almost any material. On this property, the homeowner chose Iron Grey in Cedar texture, and used light grey architectural features mixed with red brick to make a dramatic design statement.

## Monochrome holds timeless appeal

This property in Chichester stands out from the crowd in Midnight Black HardiePlank® weatherboard. Our factory finish baked on colour also ensures minimal fade resistance against damaging UV rays.





## THE LOOK

### Bold and brave

#### A warm welcome

To bring your home to life use an alluring, warm colour that feels so inviting you almost want to touch it. Here Traditional Red was chosen to re-clad this traditional property when the existing wood cladding started to rot.



#### Mixing colours

The number of colours used in an exterior scheme depends on the individual home and how many details there are to highlight. Also, this is down to homeowner style and personality: exteriors can be just as subject to individual tastes as interiors are.



## DESIGN IDEAS

# Create interest with installation styles

Horizontal or vertical? Half wrap or full wrap? Open joint or 'hit and miss' effect? With so much choice the design possibilities are endless.



## Horizontal

Full wrap horizontal lap is often used to give a more classical finish. A time honoured facade style, lap cladding has been used in UK house design since the 16th century.



## Horizontal half wrap

Half wrapped homes offer a more modern twist on the classical shiplap style, enabling a mix of materials to be used. Here Boothbay Blue cladding complements local yellow brick to offer a strong design contrast.

## DESIGN IDEAS

# Create interest with installation styles

### Mix and match

A mix of both horizontal, vertical and diagonal cladding styles can really add architectural interest to a property. Use the same colour or complementary shades to create curb appeal.







## Have fun alternating colours

For a more carefree, playful facade why not shake things up with a combination of colours intermixed? This property uses complementary shades of blue and grey to really make the design 'pop'.



## Open joint style

Emulate the French classic, 'claire voie' style cladding with open joint installation to achieve a sleek, flat aesthetic.



## DESIGN IDEAS

# The perfect finish with windows and trims

Trim is that final touch that completes your home's design. Accentuate corners, columns, fascias, doors, windows and more with our range of both aluminium and fibre cement trims.



## Framing your design

Either an exact colour match or lighter trim colours are usually the safest choice, since the eye goes to the lightest colour in a combination first and, in most cases, you are using trim to emphasise your home's most interesting architectural features.



## Bringing definition and depth

For those feeling brave, you can also use contrasting colours on your windows and soffits against your chosen facade to really enhance a home's design. Anthracite Grey windows can look stunning offset against Pearl Grey or Sail Cloth trim.

## DESIGN IDEAS

# Create curb appeal by mixing materials

Create a truly unique look by combining colours, textures and materials, and give your home a distinctive character that endures.



## Combine with brick or stone

From orange brick through to grey slate or yellow stone, with our extensive range of 21 colours, we have a weatherboard to suit any regional brick or stone. Here Iron Grey HardiePlank® cladding is used to beautifully accent these rustic red and black farm style bricks.



## Complement with wood or render

On this home, Light Mist HardiePlank® weatherboard and Anthracite Grey windows are combined with crisp white render and treated timber to give this home a truly unique personality.

## DESIGN IDEAS

# Selecting the right texture for your home

Cedar or smooth? Classic or contemporary?  
Texture can be almost as important as your colour choice.



## Why choose smooth?

If you want to mimic the urban ashlar render style, or to create a more contemporary design, opt for smooth. HardiePanel® cladding in Arctic White is shown here paired with natural wood and aluminium.



## Why choose cedar?

If you love the look of painted wood but don't want the hassle of ongoing maintenance, our cedar texture is perfect for your home. Our advanced fibre cement offers all the beauty of wood, but is rot, fade, warp, weather and fire resistant.

HOMEOWNER RENOVATION

## Transforming a tired 1960s detached home

This stunning refurbishment saw an extension and new build garage block transformed with render and Soft Green HardiePlank® weatherboard, brought together to create an elegant countryside retreat.





After



The property, located near Galleywood Common in Chelmsford, was originally a self-build home constructed in the 1960s. Over time, the house aged badly and the owners decided a full refurbishment was due.

Hyland Homes was commissioned to overhaul the property through construction of a large extension and detached garage block. The end result is a complete transformation into what is now a highly desirable, classically designed home.



“HardiePlank® is our ‘go to’ recommendation for any homeowner wanting a classic facade that endures.”

Charley Kober, PGR Builders & Timber Merchants

Before





## A range of colours inspired by nature


As a brand built around enabling great design, we invest considerable time in continually developing our ColourPlus™ Technology range.

Our premium facades come pre-made in an artful array of durable, fade resistant finishes, perfect for both contemporary and traditional design.


# Colour collections

21 colours inspired by nature, in cedar and smooth finishes


## Grey collection




## Cool collection



## Warm collection



## Neutral collection



## Fresh collection





## Inspiring designer themes

Our full spectrum of brilliant colours and natural-looking textures provide plenty of options for designing a classic house in any style.

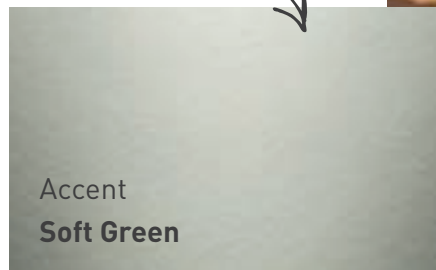
For inspiration on mixing colours, our designers are always on hand to offer advice and guidance.

## Moodboard

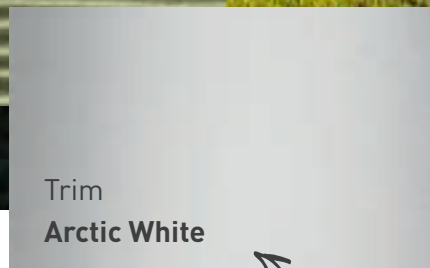
# Fresh collection

Lush and verdant like a summer garden, these silver greens and soft creams mirror the freshness of new leaves and soft petals. Ideal as an accent, these contemporary tones also come into their own as a main colour for a more design-led feel or clever alternative to white and grey.

**Soft Green** is an engaging pastel green shot through with tones of greying skies.



**Mountain Sage** is a moody golden-green infused with muted hues to catch the light.



**Arctic White** is a timeless, snowy neutral with calming, cool grey undertones.

### Professional's Tip:

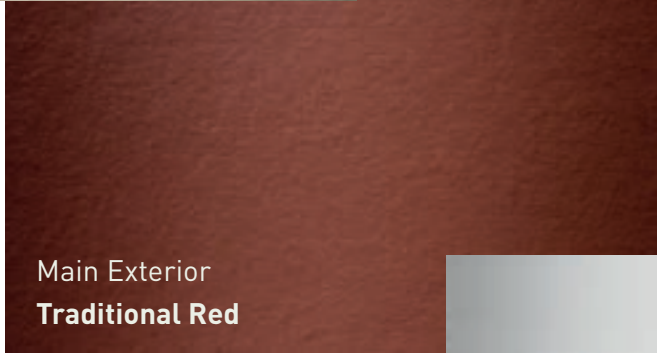
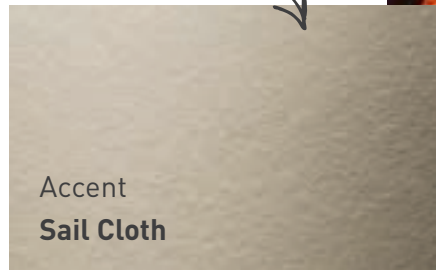
Avoid trying to match your garage or front door to your facade. Remember colour helps to highlight features, everything in the same colour hides your home's design details.

## Moodboard

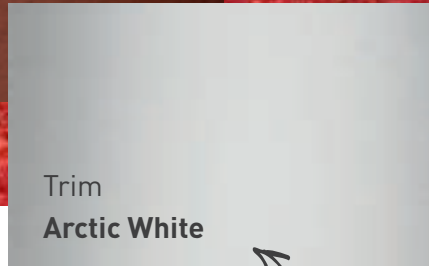
# Warm collection

Vibrant and tactile, these reds and browns are imbued with the warmth of sun-baked earth and strength of timber. Choose from deeply pigmented traditional shades to more muted tones capturing the essence of classic terracotta rooves and beautifully aged ash.

**Sail Cloth** has soft hues of undyed linen infused with subtle pearly warmth.



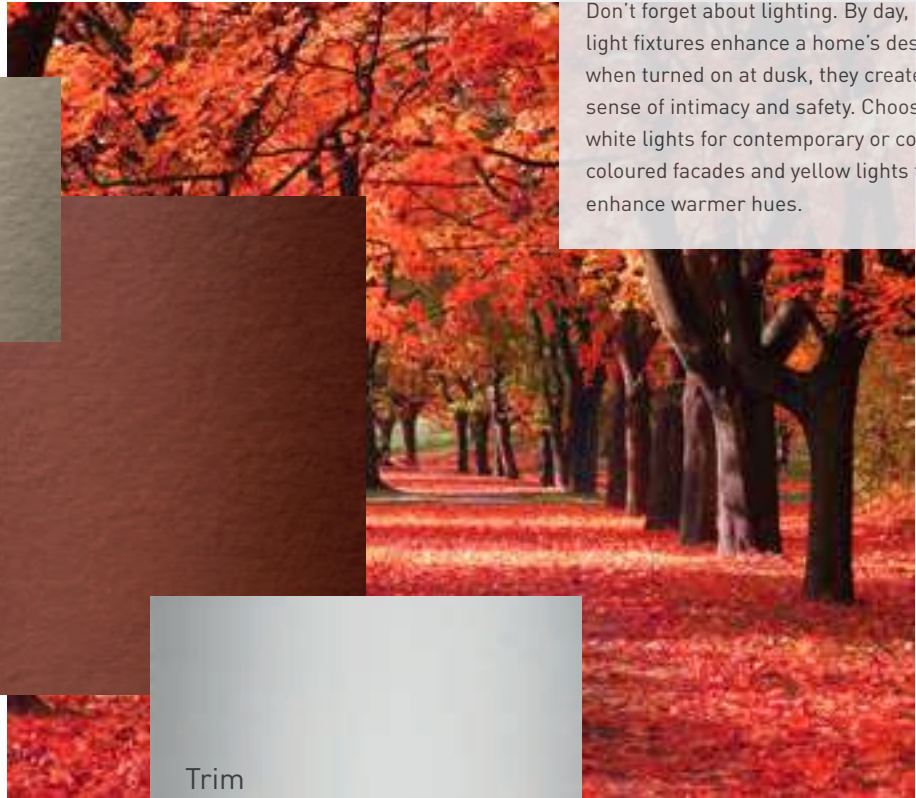
**Traditional Red** has warm russet and maple tones bring depth to this autumnal red.



**Arctic White** is a timeless, snowy neutral with calming, cool grey undertones.

### Professional's Tip:


Don't forget about lighting. By day, light fixtures enhance a home's design; when turned on at dusk, they create a sense of intimacy and safety. Choose white lights for contemporary or cool coloured facades and yellow lights to enhance warmer hues.



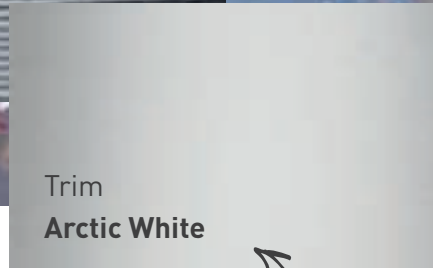
## Moodboard Cool collection

Inspired by the English seascape and its changing skies, calming blues and off whites evoke the chic of classic beachside living. Whether it's night sky blue or cloud grey, these chic shades offer instant transportation to the stark beauty of the coast, perfect for achieving that classic weatherboard look.

**Sail Cloth** has soft hues of undyed linen infused with subtle pearly warmth.



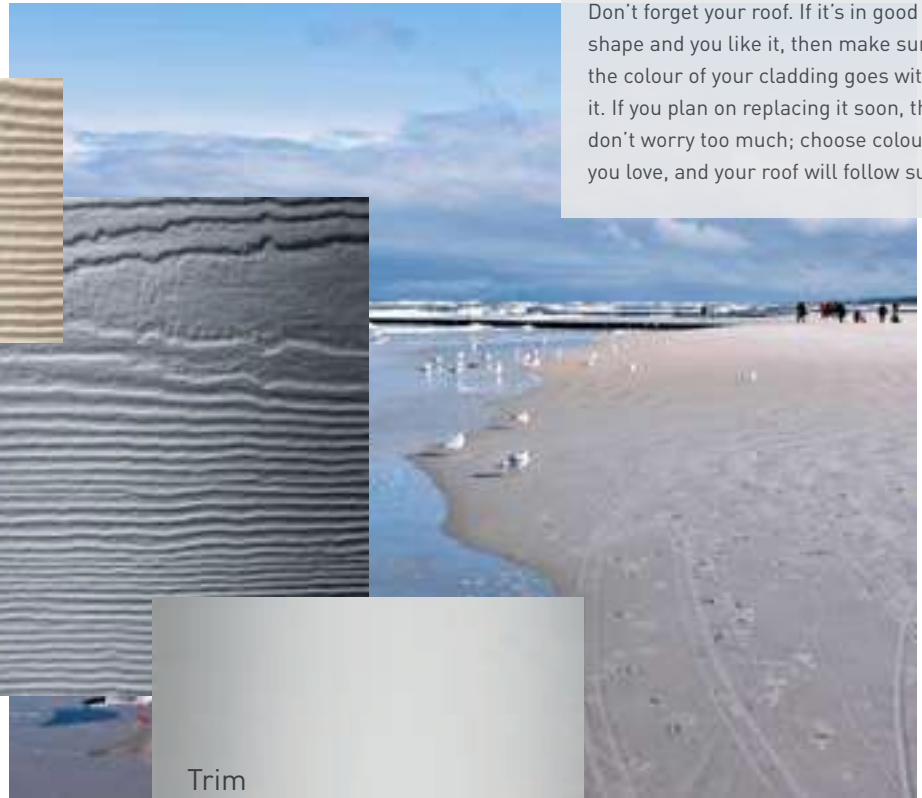
**Boothbay Blue** is a gorgeous grey-based blue inspired by enduring seascape shades.



**Arctic White** is a timeless, snowy neutral with calming, cool grey undertones.

### Professional's Tip:

Don't forget your roof. If it's in good shape and you like it, then make sure the colour of your cladding goes with it. If you plan on replacing it soon, then don't worry too much; choose colours you love, and your roof will follow suit.





## Moodboard


# Neutral collection

Always in style, the clean, contemporary beauty of neutral and pastel hues never fails to deliver a serenely minimalist feel. Mix up different textures for an edgier look, or contrast bright with dark for added impact.

**Timber Bark** is intriguingly dark for powerful definition yet imbued with a natural woody softness.



**Cobble Stone** is a contemporary taupe based neutral with golden undertones.



**Arctic White** is a timeless, snowy neutral with calming, cool grey undertones.

### Professional's Tip:

Look to your neighbourhood for inspiration on colours too. It's alright to want your home to stand out from the crowd, but you don't want it to jar with its environment either.





## Moodboard


# Grey collection

Elegantly sophisticated or mutedly industrial, grey is the insider's choice for pared-down style and subtle drama. Whether it's the graphic lines of darkest charcoal or the glow of softest pearl, used as an accent or as a block colour, grey shades remain effortlessly classic.

**Grey Slate** is a deep warm grey reminiscent of polished antique silver.



**Iron Grey** is a strong statement slate inspired by London's ornate wrought ironwork.



**Arctic White** is a timeless, snowy neutral with calming, cool grey undertones.

### Professional's Tip:

Use a soft contrast between body and trim colours to make your home appear larger. Generally speaking, if using a different colour, we would advise using a lighter colour trim.



# Product information

## Products


Made from advanced material fibre cement, James Hardie cladding is an engineered cellulose-fibre and cement composite that offers the ultimate in fire, moisture, rot and pest resistance. Our products are quick and easy to install, and are available with complementary tooling and accessories to provide the perfect finish.

Cedar



Available in 1-2 weeks' lead time

Smooth



Available in 1-8 weeks' lead time, colour dependent

HardiePlank® MetalTrim  
Outside Corner



HardiePlank® MetalTrim  
Internal Corner



Lap Starter  
Ventilation Grill



Standard  
Ventilation Grill



HardieTrim®



Product	Dimensions
HardiePlank®	3600 x 180 x 8 mm
HardiePlank® MetalTrim Outside Corner	3 metres
HardiePlank® MetalTrim Internal Corner	3 metres
Hardie Ventilation Grill	3050 x 1220 x 8 mm
HardieTrim® NT3	3655 x 90 or 140 x 25 mm

### Coverage

Approx 2 planks required per square metre

### Accreditations

- A2 s1-d0 non combustible
- CE
- BBA certified



## Accessories



### HardieSeal® Edge Coating

Our ColourPlus™ matched paints, compatible with the factory finish, are essential for the correct and warranted installation of James Hardie® cladding materials.



### HardieBlade™ Edge Coating

Specially designed to produce only a very low amount of dust, this circular blade is perfect for straight-cutting James Hardie® cladding products.



### EPDM Tape

High quality EPDM tape protects wooden battens from the elements and ensures clean joints. Available in 20m rolls of 60, 80, 100 and 120mm wide.



### HardieGuillotine™

Custom-designed manual tool that cuts HardiePlank® cladding fast and accurately every time, with no breaking, chipping or sawing dust.



### Gecko Gauge


The Gecko Gauge is like an extra set of hands for fast, accurate HardiePlank® cladding installation.



# Get inspired at

[www.jameshardie.co.uk](http://www.jameshardie.co.uk)

To order a free sample or for more information, contact:  
[info@jameshardie.co.uk](mailto:info@jameshardie.co.uk)



© 2019 James Hardie Building Products Ltd. All rights reserved. TM and ® denote registered trademarks of James Hardie Technology Ltd. A James Hardie 10 year warranty applies to all our fibre cement products. Please see [www.jameshardie.co.uk/warranty](http://www.jameshardie.co.uk/warranty) for terms and conditions.

Image copyrights: Page 9, top right: © Cambridge Garden Studios. All other images © Daniel Hundven-Clements Photography

